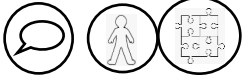
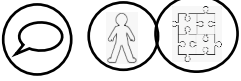
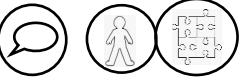
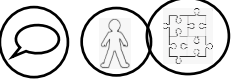










Reception Long Term Plan

	Autumn 1 My House, My Home	Autumn 2 Traditional Tales	Spring 1 Journeys	Spring 2 New Life	Summer 1 Dinosaurs	Summer 2 Holidays
Phonics	Phase 2	Phase 2	Phase 3	Phase 3	Phase 4	Phase 4
Literacy	Core Text:	Core Text:	Core Text:	Core Text	Core Text	Core Text
Communication and Language	 <p>Peace at Last Goldilocks and the Three Bears</p> <p>Homes</p> <ul style="list-style-type: none"> Initial Sounds Letter Formation Name writing Oral retelling of stories Draw images and write labels 	 <p>The Three Little Pigs The Christmas Story</p> <ul style="list-style-type: none"> Name writing Letter formation Beginning to write letter sounds at random Label a plan Write a caption 	 <p>Let's all creep through crocodile creek Little Red Riding Hood</p> <ul style="list-style-type: none"> Create a story map Write labels/ captions /sentences describing a character 	 <p>The Journey Home Jack and the Beanstalk</p> <ul style="list-style-type: none"> To retell a story To rewrite a story 	 <p>Gigantasaurus The Three Billy Goats Gruff</p> <ul style="list-style-type: none"> To rewrite a story 	 <p>The Sea Saw The Ugly Duckling</p> <ul style="list-style-type: none"> To rewrite a story
Maths	<p>WRM</p> <ul style="list-style-type: none"> Match, Sort and Compare Talk about measure and patterns 	<p>WRM</p> <ul style="list-style-type: none"> It's me 1, 2, 3 Circles and triangles <ul style="list-style-type: none"> 1,2,3,4,5 Shapes with 4 sides 	<p>WRM</p> <ul style="list-style-type: none"> Alive in 5 Mass and capacity Growing 6, 7, 8 	<p>WRM</p> <ul style="list-style-type: none"> Length, height and time Building 9 and 10 Explore 3D shapes 	<p>WRM</p> <ul style="list-style-type: none"> Explore 3D shapes To 20 and beyond How many more Manipulate, compose and decompose 	<p>WRM</p> <ul style="list-style-type: none"> Sharing and grouping Visualise, build and map Make connections
						
						

Personal, Social and Emotional Development PSHE	Jigsaw Being Me in My World 'Who am I and how do I fit?'	Jigsaw Celebrating Differences Respect for similarity and difference. Anti-bullying and being unique'	Jigsaw Dreams and Goals Aspirations, how to achieve goals and understanding the emotions that go with this	Jigsaw Healthy Me Being and keeping safe and healthy	Jigsaw Relationships Building positive, healthy relationships	Jigsaw Changing Me Coping positively with change
School Values	School Value – Kindness	School Value – Responsibility	School Value- Honesty	School Value – Trust	School Value – Resilience	School Value – Ambition
RE	'Why do people of faith say thank you to God at Harvest time?' 'Why are we all different and special	'How do Christians celebrate Jesus' birthday?'	'Which stories did Jesus hear when he was a child?' 'Why did Jesus tell stories?'	'Why do Christians believe that Easter is all about love?'	'How do you celebrate special times?'	'What makes a place Holy?' 'Why do Christians believe Jesus is special?'
British Values	EYFS Picture News	EYFS Picture News	EYFS Picture News	EYFS Picture News	EYFS Picture News	EYFS Picture News
						

Physical Development	'Rumble in the Jungle'	'Jack and The Beanstalk'.	'Minibests'	'The Hungry Caterpillar'	Transport	Seaside
PE	Fundamental Skills	Fundamental skills	Fundamental skills	Fundamental skills	Fundamental skills	Fundamental skills
Sports Coach	Fundamental Skills (with and without ball)	Rolling and Throwing Catching Football/dribbling	Cricket Dodgeball – throwing/aiming Football/dribbling and passing	Badminton Tennis Fundamental Skill Games	Curling Athletics/Throwing Events Athletics/Running Events	Team Building
Outdoor Provision	Forest School Bikes/scooters Trim Trail Climbing Frame	Forest School Bikes/scooters Trim Trail Climbing Frame	Forest School Bikes/scooters Trim Trail Climbing Frame	Forest School Bikes/scooters Trim Trail Climbing Frame	Forest School Bikes/scooters Trim Trail Climbing Frame	Forest School Bikes/scooters Trim Trail Climbing Frame
Indoor Provision	Dough Disco Pen Disco Funky Fingers Drawing Club	Dough Disco Pen Disco Funky Fingers Drawing Club	Dough Disco Pen Disco Funky Fingers Drawing Club	Dough Disco Pen Disco Funky Fingers Drawing Club	Dough Disco Pen Disco Funky Fingers Drawing Club	Dough Disco Pen Disco Funky Fingers Drawing Club
						

Understanding The World

All covered through our Outdoor Provision Activities/ Forest School

- Understand the effect of changing seasons on the natural world around us
- Explore the natural world around us.
- Describe what we can see, hear and feel whilst outside

- Science
- Geography
- History
- PSHE
- RE
- Computing



Autumn Walk
Describe their immediate environment using knowledge from observation, discussion, stories, non-fiction texts and maps.


Real Life Drawing Class - Owls
Explore the natural world around them, making observations and drawing pictures of animals and plants.



The Christmas Story
Know some similarities and differences between different religious and cultural communities in this country, drawing on their experiences and what has been read in class.

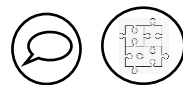
The Christmas Story
Understand the past through settings, characters and events encountered in books read in class and storytelling.

Know some similarities and differences between things in the past and now, drawing on their experiences and what has been read in class



The Great Explorers
Talk about the lives of the people around them and their roles in society.

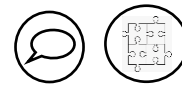
Transport Over Time
Know some similarities and differences between things in the past and now, drawing on their experiences and what has been read in class.



Life Cycles
Know some similarities and differences between the natural world around them and contrasting environments, drawing on their experiences and what has been read in class.

Planting Progress
Describe their immediate environment using knowledge from observation, discussion, stories, non-fiction texts and maps.

Explore the natural world around them, making observations and drawing pictures of animals and plants.

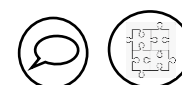








Delve into Dinosaurs
Understand the past through settings, characters and events encountered in books read in class and storytelling.







Know some similarities and differences between things in the past and now, drawing on their experiences and what has been read in class.

The Ladybird's Travels
Explain some similarities and differences between life in this country and life in other countries, drawing on knowledge from stories, non-fiction texts and (when appropriate) maps.

Ice Lollies at the Beach
Understand some important processes and changes in the natural world around them, including the seasons and changing states of matter



Expressive Arts and Design Art DT	<p>Kapow Art</p> <p>Marvellous Marks</p> <p>Exploring mark making through different drawing materials. Beginning to draw from observation using faces and self-portraits as a stimulus.</p>	<p>Kapow Art</p> <p>Let's Get Crafty</p> <p>Developing cutting, threading, joining and folding skills through fun, creative craft projects.</p>	<p>Kapow DT</p> <p>Junk Modelling</p> <p>In this unit, pupils explore and learn about various types of permanent and temporary join. They are encouraged to tinker using a combination of materials and joining techniques in the junk modelling area.</p>	<p>Kapow DT</p> <p>Soup</p> <p>In this unit, children explore the differences between fruits and vegetables using their senses (taste, texture, smell etc.). They listen to the story 'The best pumpkin soup' and discuss the key ingredients the characters used before developing a class-based vegetable soup recipe.</p>	<p>Kapow Art</p> <p>Creation Station</p> <p>Exploring the sculptural qualities of malleable materials and natural objects; developing the use of tools and joining techniques; designing and making clay animal sculptures.</p>	<p>Kapow DT</p> <p>Structures: Boats</p> <p>In this unit, children explore what is meant by 'waterproof', 'floating' and 'sinking', then experiment and make predictions with various materials to carry out a series of tests. They learn about the different features of boats and ships before investigating their shape and structures to build their own</p>
	<p>Kapow Music</p> <p>Exploring Sound: Exploring how to use our voice and bodies to make sounds, experimenting with tempo and dynamic when playing instruments and identifying sounds in the environment.</p>	<p>Kapow Music</p> <p>Celebration Music: Learning about the music from a range of cultural and religious celebrations, including Diwali, Hanukkah, Kwanzaa and Christmas</p>	<p>Kapow Music</p> <p>Music and Movement :Creating simple actions to songs, learning how to move to a beat and expressing feelings and emotions through movement to music</p>	<p>Kapow Music</p> <p>Musical Stories: A unit based on traditional children's' tales and songs, where pupils learn that music and instruments can be used to convey moods or represent characters</p>	<p>Kapow Music</p> <p>Transport: A unit where children will be using voices, bodies and instruments to explore different types of transport, identify and mimic transport sounds and interpret and perform a simple score</p>	<p>Kapow Music</p> <p>Big Band: Learning about the four different groups of musical instruments, following a beat using an untuned instrument and performing a practised song to a small audience.</p>
<p>Music</p>						

<p>Experiences/ Enrichment</p>	<p>Pyjama day Owl visit Park Visit Forest School Bear Hunt</p> 	<p>Post Office Trip Post a letter to the Elves Christmas Activities (Panto, Carols round the tree)</p> 	<p>Take a Trip – Trip Make a vehicle Map Walk Chinese New Year</p> 	<p>Pirate Discovery Chick Rearing Wormery Bring Yer' Wellies</p> 	<p>Celebration Superhero Day Community Engagement Mystery Mail</p> 	<p>Beach trip Summer Activities</p> 
------------------------------------	--	--	---	--	--	---

ELG

Understanding the World

Past and Present - History

Understand the past through settings, characters and events encountered in books read in class and storytelling.

Know some similarities and differences between things in the past and now, drawing on their experiences and what has been read in class.

Talk about the lives of the people around them and their roles in society.

People, Culture and Communities – RE/PSHE

Know some similarities and differences between different religious and cultural communities in this country, drawing on their experiences and what has been read in class.

Talk about the lives of the people around them and their roles in society.

The Natural World /P, C and C - Geography

Describe their immediate environment using knowledge from observation, discussion, stories, non-fiction texts and maps.

Explore the natural world around them, making observations and drawing pictures of animals and plants.

Know some similarities and differences between the natural world around them and contrasting environments, drawing on their experiences and what has been read in class.

Explain some similarities and differences between life in this country and life in other countries, drawing on knowledge from stories, non-fiction texts and (when appropriate) maps.

DM

Understanding the World

PSED/PSHE/RE

Talk about members of their immediate family and community.

Name and describe people who are familiar to them.

History

Comment on images of familiar situations in the past.

Compare and contrast characters from stories, including figures from the past.

Geography

Draw information from a simple map.

Recognise some environments that are different to the one in which they live.

RE

Understand that some places are special to members of their community.

Recognise that people have different beliefs and celebrate special times in different ways.

Recognise some similarities and differences between life in this country and life in other countries.

Science

Explore the natural world around them.

Describe what they see, hear and feel whilst outside.

Understand the effect of changing seasons on the natural world around them.

